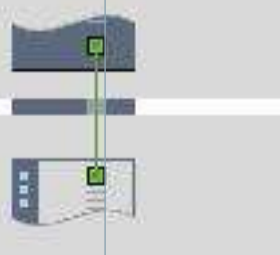

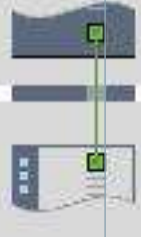


Totally Integrated Automation Portal		
Global Data Blocks		
Project		
Name:	Global Data Blocks	Creation time: 3/14/2023 9:55:21 AM
Last modified by:	Mmuhamed	Last change 3/16/2023 11:59:28 AM
Version:		Author: MahmoudSalama
Comment:		
Operating system		
Name	Description	
Operating system	Microsoft Windows 10 Pro	
Version of the operating system	6.3.9600.0	
Operating system service pack		
Version of the Internet Explorer	11.789.19041.0	
Computer name	MMUHAMED-D1	
User name	GULSANEGYPT\mmuhamed	
Installation path of the TIA Portal	C:\Program Files\Siemens\Automation\Portal V16	
Components		
Name	Version	Release
TIA Portal Project Server V16 - TIA Portal Project Server Single SetupPackage V16.0 (MUSERVERV16)	V16.0	V16.00.00.00_31.02.00.01
Siemens Totally Integrated Automation Portal V16 - SIMATIC S7-PLCSIM V16.0 (S7_PLCSIM_V16)	V16.0	V16.00.00.00_31.00.13.01
TIA Administrator - AWB Licensing Module V1.0 + SP2 (TIAADMIN)	V1.0 + SP2	V01.00.02.00_01.10.00.01
TIA Administrator - AWB Software Management V1.0 + SP2 (TIAADMIN)	V1.0 + SP2	V01.00.02.00_01.10.00.01
TIA Administrator - TIA UMC Agent Configurator Module V1.0 + SP2 (TIAADMIN)	V1.0 + SP2	V01.00.02.00_01.10.00.01
TIA Administrator - TIA Administrator V1.0 SP2 (TIAADMIN)	V1.0 + SP2	V01.00.02.00_01.10.00.01
Siemens Totally Integrated Automation Portal V16 - HM All Editions Single SetupPackage V16.0 (TIAP16)	V16.0	V16.00.00.00_31.02.00.01
Siemens Totally Integrated Automation Portal V16 - HM NoBasic Single SetupPackage V16.0 (TIAP16)	V16.0	V16.00.00.00_31.02.00.01
Siemens Totally Integrated Automation Portal V16 - Hardware Support Base Package 0 V16.0 (TIAP16)	V16.0	V16.00.00.00_27.01.00.01
Siemens Totally Integrated Automation Portal V16 - Multiuser Client Single SetupPackage V16.0 (TIAP16)	V16.0	V16.00.00.00_31.02.00.01
Siemens Totally Integrated Automation Portal V16 - Version Control Interface SetupPackage V16.0 (TIAP16)	V16.0	V16.00.00.00_31.02.00.01
Siemens Totally Integrated Automation Portal V16 - STEP 7 Safety Single SetupPackage V16.0 (TIAP16)	V16.0	V16.00.00.00_31.02.00.01
Siemens Totally Integrated Automation Portal V16 - STEP 7 Single SetupPackage V16.0 (TIAP16)	V16.0	V16.00.00.00_31.02.00.01
Siemens Totally Integrated Automation Portal V16 - Hardware Support Base Package 02 V16.0 (TIAP16)	V16.0	V16.00.00.00_27.01.00.01
Siemens Totally Integrated Automation Portal V16 - Hardware Support Base Package 03 V16.0 (TIAP16)	V16.0	V16.00.00.00_27.01.00.01
Siemens Totally Integrated Automation Portal V16 - Hardware Support Base Package 04 V16.0 (TIAP16)	V16.0	V16.00.00.00_27.01.00.01
Siemens Totally Integrated Automation Portal V16 - Support Base Package TO-01 V16.0 (TIAP16)	V16.0	V16.00.00.00_27.01.00.01
Siemens Totally Integrated Automation Portal V16 - Support Base Package TO-02 V16.0 (TIAP16)	V16.0	V16.00.00.00_27.01.00.01
Siemens Totally Integrated Automation Portal V16 - Hardware Support Base Package WCF-01 V16.0 (TIAP16)	V16.0	V16.00.00.00_27.01.00.01
Siemens Totally Integrated Automation Portal V16 - TIACOMPCHCK Single SetupPackage V16.0 (TIAP16)	V16.0	V16.00.00.00_31.02.00.01
Siemens Totally Integrated Automation Portal V16 - Simatic Single SetupPackage V16.0 (TIAP16)	V16.0	V16.00.00.00_31.02.00.01
Siemens Totally Integrated Automation Portal V16 - WinCC Single SetupPackage V16.0 (TIAP16)	V16.0	V16.00.00.00_31.02.00.01
Siemens Totally Integrated Automation Portal V16 - Openness SetupPackage V16.0 (TIAP16)	V16.0	V16.00.00.00_31.02.00.01
Siemens Totally Integrated Automation Portal V16 - WinCC Transfer Mandatory Single SetupPackage V16.0 (TIAP16)	V16.0	V16.00.00.00_31.02.00.01
User Management Component - UserManagementComponentx64 V2.7 (UMC64)	V2.7	V02.07.00.00_04.06.00.07
WinCC Runtime Advanced V16.0 - HMIRTM Tagging Package 01 Single SetupPackage V16.0 (HMIRTM_V11)	V16.0	V16.00.00.00_31.02.00.01
Siemens Totally Integrated Automation Portal V16 - Simatic Single SetupPackage 32 Bit V16.0 (TIAP16)	V16.0	V16.00.00.00_31.02.00.01
Siemens Totally Integrated Automation Portal V16 - WinCC Single SetupPackage 32 Bit V16.0 (TIAP16)	V16.0	V16.00.00.00_31.02.00.01
SIMATIC HMI License Manager Panel Plugin (x64)	16.0.0.0	V16.00.00.00_31.02.00.01
SIMATIC WinCC Runtime Advanced Driver (x64)	16.0.0.0	V16.00.00.00_31.02.00.01
ETWEventCollector	16.0.0.0	V16.00.00.00_31.02.00.01
SIMATIC NCM FWL 64	5.6.0.3	K5.6.0.3_1.1.0.2
NCM GPRS 64	01.02.00.00	V1.2.0.0_2.1.0.1
SIMATIC PLCSIM 64	16.00.00	16.00.00.00_01.00.02.01
SIMATIC Device Drivers	9.2	09.02.04.00_01.04.00.05
TelemetryConnector	1.0.2.57	V01.00.02.57_01.00.00.01
Automation Software Updater	02.05.0300	V02.05.03.00_01.01.00.29
SIEMENS OPC	3.9	03.09.10.00_01.04.00.08
SIMATIC HMI ProSave	16.0.0.0	V16.00.00.00_31.02.00.01
SIMATIC HMI Symbol Library	16.0.0.0	V16.00.00.00_31.02.00.01
SIMATIC HMI Touch Input	16.0.0.0	V16.00.00.00_31.02.00.01
SIMATIC Device Drivers WoW	29.2	29.02.04.00_01.04.00.05
SIMATIC Event Database	5.6	05.06.02.00_01.01.00.01

Totally Integrated Automation Portal			
Name		Version	Release
SeCon		2.6	V02.06.01.00_01.08.00.01
WinCC Runtime Advanced Simulator		V16.0.0.0	V16.00.00.00_31.02.00.01
Products			
Name		Version	Release
TIA Portal Project Server		V16.0	V16.00.00.00_31.02.00.01
SIMATIC S7-PLCSIM		V16.0	V16.00.00.00_31.00.13.01
TIA Administrator		V1.0	01.00.02.00_01.10.00.01
SIMATIC STEP 7 Prof - STEP 7 Safety - WinCC Adv		V16.0	V16.00.00.00_31.02.00.01
User Management Component		V2.7	V02.07.00.00_00.00.00.00
SIMATIC WinCC Runtime Advanced Simulation		V16.0	V16.00.00.00_31.02.00.01
Automation License Manager		V6.0 + SP5 + Upd1	06.00.05.01_02.01.00.05
S7-PLCSIM		V5.4 + SP8	V05.04.08.01_01.24.00.01
SIMATIC ProSave		V16.0	V16.00.00.00_31.02.00.01
S7-PCT		V3.5 + SP1	K3.5.1.0_1.19.0.1

Totally Integrated Automation Portal					
Global Data Blocks					
PLC_1 [CPU 1516-3 PN/DP]					
PLC_1					
General\Project information					
Name	PLC_1	Author	Mmuhamed	Comment	
Rack	0	Slot	1		
General\Catalog information					
Short designation	CPU 1516-3 PN/DP	Description	CPU with display; work memory 1 MB code and 5 MB data; 10 ns bit operation time; 4-stage protection concept, technology functions: motion control, closed-loop control, counting and measuring; tracing; Runtime options; isochronous mode (central); for all PROFINET interfaces: transport protocol TCP/IP, secure Open User Communication, S7 communication, S7 routing, IP forwarding, Web server, DNS client, OPC UA: Server DA, Client DA, methods, companion specifications; 1st interface: PROFINET IO controller, supports RT/IRT, performance upgrade PROFINET V2.3, 2 ports, I-Device, MRP, MRPD, isochronous mode; 2nd interface: PROFINET IO controller, supports RT, I-Device; 3rd interface: PROFIBUS DP Master, S7 communication, isochronous mode, S7 routing; firmware V2.8	Article number	6ES7 516-3AN02-0AB0
Firmware version	V2.8				
General\Identification & Maintenance					
Plant designation		Location identifier		Installation date	2023-03-14 11:18:05.386
Additional information					
General\Checksums					
Text lists	FA 70 E8 75 1D 5A 8E 29	Software	FE 42 E8 96 5D 16 AF 37		
PROFINET interface [X1]\General					
Name	PROFINET interface_1	Author	Mmuhamed	Comment	
PROFINET interface [X1]\Ethernet addresses\Interface networked with					
Subnet:	Not connected				
PROFINET interface [X1]\Ethernet addresses\IP protocol					
IP configuration	Set IP address in the project	IP address:	192.168.0.1	Subnet mask:	255.255.255.0
Use router	False				
PROFINET interface [X1]\Ethernet addresses\PROFINET					
PROFINET device name is set directly at the device	False	Generate PROFINET device name automatically	True	PROFINET device name:	plc_1.profinet interface_1
Converted name:	plcxb1.profinetxainterfacexb1036c	Device number:	0		
PROFINET interface [X1]\Time-of-day synchronization\NTP mode					
Note	Time synchronization for all PROFINET interfaces take place within the settings for time synchronization of the PROFINET interface [X1].	Enable time synchronization via NTP server	False		IP addresses
Server 1	0.0.0.0	Server 2	0.0.0.0	Server 3	0.0.0.0
Server 4	0.0.0.0	Update interval	10s		
PROFINET interface [X1]\Operating mode					
IO controller	True	IO system		Device number	0
IO device	False				
PROFINET interface [X1]\Advanced options\Interface options					
Call the user program if communication errors occur	False	Support device replacement without exchangeable medium	True	Permit overwriting of device names of all assigned IO devices	False
Limit data infeed into the network	True	Use IEC V2.2 LLDP mode	False	Keep-Alive connection monitoring:	30s
PROFINET interface [X1]\Advanced options\Real time settings\IO communication					
Send clock:	1.000ms				
PROFINET interface [X1]\Advanced options\Real time settings\Synchronization					
RT class:	RT,IRT				
PROFINET interface [X1]\Advanced options\Real time settings\Real time options					
Calculated bandwidth for cyclic IO data:	0.000ms	Calculated bandwidth for cyclic IO data:	0.000%		
PROFINET interface [X1]\Advanced options\Port [X1 P1 R]\General					
Name	Port_1	Author	Mmuhamed	Comment	
PROFINET interface [X1]\Advanced options\Port [X1 P1 R]\Port interconnection\Local port:					
Local port:	PLC_1\PROFINET interface_1 [X1]\Port_1 [X1 P1 R]	Medium:	Copper	Cable name:	---
					

Totally Integrated Automation Portal					
PROFINET interface [X1]\Advanced options\Port [X1 P1 R]\Port interconnection\Partner port:					
Monitoring of partner port is not possible		Alternative partners	False	Partner port:	Any partner
PROFINET interface [X1]\Advanced options\Port [X1 P1 R]\Port options\Activate					
Activate this port for use	True				
PROFINET interface [X1]\Advanced options\Port [X1 P1 R]\Port options\Connection					
Transmission rate / duplex:	Automatic	Monitor	False	Enable autonegotiation	True
PROFINET interface [X1]\Advanced options\Port [X1 P1 R]\Port options\Boundaries					
End of detection of accessible devices	False	End of topology discovery	False	End of the sync domain	False
PROFINET interface [X1]\Advanced options\Port [X1 P2 R]\General					
Name	Port_2	Author	Mmuhammed	Comment	
PROFINET interface [X1]\Advanced options\Port [X1 P2 R]\Port interconnection\Local port:					
Local port:	PLC_1\PROFINET interface_1 [X1]\Port_2 [X1 P2 R]	Medium:	Copper	Cable name:	---
					
PROFINET interface [X1]\Advanced options\Port [X1 P2 R]\Port interconnection\Partner port:					
Monitoring of partner port is not possible		Alternative partners	False	Partner port:	Any partner
PROFINET interface [X1]\Advanced options\Port [X1 P2 R]\Port options\Activate					
Activate this port for use	True				
PROFINET interface [X1]\Advanced options\Port [X1 P2 R]\Port options\Connection					
Transmission rate / duplex:	Automatic	Monitor	False	Enable autonegotiation	True
PROFINET interface [X1]\Advanced options\Port [X1 P2 R]\Port options\Boundaries					
End of detection of accessible devices	False	End of topology discovery	False	End of the sync domain	False
PROFINET interface [X1]\Web server access					
Note	The Web server must also be activated in the properties of the PLC.	Enable Web server via IP address of this interface	False		
PROFINET interface [X2]\General					
Name	PROFINET interface_2	Author	Mmuhammed	Comment	
PROFINET interface [X2]\Ethernet addresses\Interface networked with					
Subnet:	Not connected				
PROFINET interface [X2]\Ethernet addresses\IP protocol					
IP configuration	Set IP address in the project	IP address:	192.168.1.1	Subnet mask:	255.255.255.0
Use router	False				
PROFINET interface [X2]\Ethernet addresses\PROFINET					
PROFINET device name is set directly at the device	False	Generate PROFINET device name automatically	True	PROFINET device name:	plc_1.profinet interface_2
Converted name:	plcxb1.profinetxainterfacexb2022c	Device number:	0		
PROFINET interface [X2]\Time-of-day synchronization\NTP mode					
Note	Time synchronization for all PROFINET interfaces take place within the settings for time synchronization of the PROFINET interface [X1].	Enable time synchronization via NTP server	False	IP addresses	
Server 1	0.0.0.0	Server 2	0.0.0.0	Server 3	0.0.0.0
Server 4	0.0.0.0	Update interval	10s		
PROFINET interface [X2]\Operating mode					
IO controller	True	IO system		Device number	0
IO device	False				
PROFINET interface [X2]\Advanced options\Interface options					
Call the user program if communication errors occur	False	Support device replacement without exchangeable medium	True	Permit overwriting of device names of all assigned IO devices	False
Limit data infeed into the network	False	Use IEC V2.2 LLDP mode	False	Keep-Alive connection monitoring:	30s
PROFINET interface [X2]\Advanced options\Real time settings\IO communication					
Send clock:	1.000ms				
PROFINET interface [X2]\Advanced options\Real time settings\Real time options					
Calculated bandwidth for cyclic IO data:	0.000ms	Calculated bandwidth for cyclic IO data:	0.000%		
PROFINET interface [X2]\Advanced options\Port [X2 P1]\General					
Name	Port_1	Author	Mmuhammed	Comment	
PROFINET interface [X2]\Advanced options\Port [X2 P1]\Port interconnection\Local port:					
Local port:	PLC_1\PROFINET interface_2 [X2]\Port_1 [X2 P1]	Medium:	Copper	Cable name:	---
					

Totally Integrated Automation Portal						
PROFINET interface [X2]\Advanced options\Port [X2 P1]\Port interconnection\Partner port:						
	Monitoring of partner port is not possible	Alternative partners	False	Partner port:	Any partner	
PROFINET interface [X2]\Advanced options\Port [X2 P1]\Port options\Activate						
Activate this port for use	True					
PROFINET interface [X2]\Advanced options\Port [X2 P1]\Port options\Connection						
Transmission rate / duplex:	Automatic	Monitor	False	Enable autonegotiation	True	
PROFINET interface [X2]\Advanced options\Port [X2 P1]\Port options\Boundaries						
End of detection of accessible devices	False	End of topology discovery	False	End of the sync domain	False	
PROFINET interface [X2]\Web server access						
Note	The Web server must also be activated in the properties of the PLC.		Enable Web server via IP address of this interface	False		
DP interface [X3]\General						
Name	DP interface_1	Author	Mmuhamed	Comment		
DP interface [X3]\PROFIBUS address\Interface networked with						
Subnet:	Not networked					
DP interface [X3]\PROFIBUS address\Parameters						
Address:	2	Highest address:		Transmission speed:		
DP interface [X3]\Operating mode\						
Operating mode	DP master	DP master system:	Not created			
DP interface [X3]\Time-of-day synchronization\SIMATIC mode						
Synchronization type	None	Time interval	None			
DP interface [X3]\SYNC/FREEZE\						
Group	SYNC	FREEZE	Comment			
1	True	True				
2	True	True				
3	True	True				
4	True	True				
5	True	True				
6	True	True				
7	True	True				
8	True	True				
Startup						
Startup after POWER ON	Warm restart - Operating mode before POWER OFF	Comparison preset to actual configuration	Startup CPU even if mismatch	Configuration time	60000ms	
Cycle						
Maximum cycle time	150ms			Enable minimum cycle time for cyclic OBs	True	
Minimum cycle time	1ms					
Communication load						
Cycle load due to communication	50%					
System and clock memory\System memory bits						
Enable the use of system memory byte	False	Address of system memory byte (MBx)	1	First cycle		
Diagnostic status changed		Always 1 (high)		Always 0 (low)		
System and clock memory\Clock memory bits						
Enable the use of clock memory byte	False	Address of clock memory byte (MBx)	0	10 Hz clock		
5 Hz clock		2.5 Hz clock		2 Hz clock		
1.25 Hz clock		1 Hz clock		0.625 Hz clock		
0.5 Hz clock						
SIMATIC Memory Card\Diagnostics						
Aging of the SIMATIC memory card	False	Threshold value	80%			
System diagnostics\General						
Activate system diagnostics for this device	True	Report network faults as maintenance instead of fault	False			
PLC alarms\General						
Central alarm management in the PLC	True					
Web server\General						
Activate web server on this module	False	Permit access only with HTTPS	True			
Web server\Automatic update						
Enable automatic update	True	Update interval	0s			
Web server\User management						
User name				User rights		
Everybody						
Web server\User-defined web pages						
Application name	HTML source path	Default HTML page	Files with dynamic content	Web DB number	Fragment DB number	
		index.htm	.htm;.html	333	334	
Web server\Overview of interfaces						
Device	Interface		Enabled web server access			
PLC_1	PROFINET interface_1		False			
PLC_1	PROFINET interface_2		False			
Display\General\Display standby mode						
Time to standby mode	30 minutes					

Totally Integrated Automation Portal				
Display\General\Energy saving mode				
Time to energy saving mode	15 minutes			
Display\General\Display language				
Default language on display	English			
Display\Automatic update				
Time to update	5 seconds			
Display>Password\Display protection				
Enable write access	True	Enable display protection	False	
Display\User-defined logo				
User logo activated	False	Adapt logo	False	Resolution 240x260
Company logo	---			
User interface languages				
Assign project language		User interface languages		
English (United States)		German		
English (United States)		English		
English (United States)		French		
English (United States)		Spanish		
English (United States)		Italian		
English (United States)		Japanese		
English (United States)		Chinese (simplified)		
English (United States)		Korean		
English (United States)		Russian		
English (United States)		Turkish		
English (United States)		Portuguese (Brazil)		
Time of day\Local time				
Time zone	(UTC) Dublin, Edinburgh, Lisbon, London			
Time of day\Daylight saving time				
Activate daylight saving time	True	Difference between standard and daylight saving time	60mins	
Time of day\Daylight saving time\Start of daylight saving time				
Selection of the week	Last	Selection of the weekday	Sunday	of March
at	01:00 a.m.			
Time of day\Daylight saving time\Start of standard time				
Selection of the week	Last	Selection of the weekday	Sunday	of October
at	02:00 a.m.			
Protection				
Level of protection	Full access (no protection)			
Protection\Connection mechanisms				
Permit access with PUT/GET communication from remote partner	False			
Protection\Security event				
Summarize security events in case of high message volume	True	Length of an interval	20	Unit seconds
OPC UA\Accessibility of the server				
Activate OPC UA server	False			
System power supply\General				
General	Connection to supply voltage L+			
System power supply\Power segment overview				
Module	Slot	Supply/consumption		
PLC_1	1	12.00W		
DI 16x24VDC BA_1	2	-1.05W		
	Summary	10.95W		
Advanced configuration\DNS configuration				
No DNS server address is configured.				
Advanced configuration\IP Forwarding\Configuration IPv4 Forwarding				
Enable IPv4 forwarding for interfaces of this PLC	False			
Advanced configuration\Configuration control\Configuration control for central configuration				
Allow reconfiguration of device via the user program	False			

Totally Integrated Automation Portal											
Connection resources\											
		Station resources - Reserved - Maximum		Station resources - Reserved - Configured		Station resources - Dynamic - Configured		Module resources - PLC_1 [CPU 1516-3 PN/DP] - Configured			
Maximum number of resources:				10		118		128			
		Maximum		Configured		Configured		Configured			
PG communication:		4		-		-		-			
HMI communication:		4		0		0		0			
S7 communication:		0		-		0		0			
Open user communication:		0		-		0		0			
Web communication:		2		-		-		-			
OPC UA client/server communication:		0		-		-		-			
Other communication:		-		-		0		0			
Total resources used:				0		0		0			
Available resources:				10		118		128			
Overview of addresses\Overview of addresses\Overview of addresses											
Inputs		True		Outputs		True		Address gaps		False	
Slot		True									
Type	Addr. from	Addr. to	Module	PIP	OB	Device name	Device number	Size	Master / IO system	Rack	Slot
I	0	1	DI 16x24VDC BA_1	Automatic update	-	PLC_1 [CPU 1516-3 PN/DP]	-	2 Bytes	-	0	2
Runtime licenses\OPC UA\Runtime licenses											
Type of required license		None		Type of purchased license		No license					
Runtime licenses\ProDiag\Supervisions											
Number of used supervisions		0									
Runtime licenses\ProDiag\Runtime licenses											
Number of required licenses		None (<= 25 supervisions)		Used ProDiag licenses		No license					
Runtime licenses\Energy Suite\Energy objects											
Number of configured energy objects		0									
Runtime licenses\Energy Suite\Runtime licenses											
Total number of licensed energy objects		0									
Runtime licenses\Energy Suite\Runtime licenses\Number of purchased licenses											
License type '5 energy objects'		No license		License type '10 energy objects'		No license					

Totally Integrated
Automation Portal

Global Data Blocks / PLC_1 [CPU 1516-3 PN/DP]

Software units

This folder is empty.

Global Data Blocks / PLC_1 [CPU 1516-3 PN/DP] / Program blocks

Main [OB1]

Main Properties

General

Name	Main	Number	1	Type	OB	Language	LAD
------	------	--------	---	------	----	----------	-----

Numbering	Automatic
-----------	-----------

Information

Title	"Main Program Sweep (Cycle)"	Author		Comment		Family	
-------	------------------------------	--------	--	---------	--	--------	--

Version	0.1	User-defined ID	
---------	-----	-----------------	--

Name	Data type	Default value	Comment
▼ Input			
Initial_Call	Bool		Initial call of this OB
Remanence	Bool		=True, if remanent data are available
Temp			
Constant			

Totally Integrated
Automation Portal

Global Data Blocks / PLC_1 [CPU 1516-3 PN/DP] / Program blocks

Data_block_1 [DB5]

Data_block_1 Properties

General

Name	Data_block_1	Number	5	Type	DB	Language	DB
Numbering	Automatic						

Information

Title		Author		Comment		Family	
Version	0.1	User-defined ID					

Name	Data type	Start value	Retain	Accessible from HMI/OPC UA/Web API	Writ-able from HMI/ OPC UA/ Web API	Visible in HMI engi-neering	Setpoint	Supervi-sion	Comment
▼ Static									
Start	Bool	false	False	True	True	True	False		
Stop	Bool	false	False	True	True	True	False		
Pump	Bool	false	False	True	True	True	False		
Drain	Bool	false	False	True	True	True	False		
Tank1Level	Int	0	False	True	True	True	False		
Tank2Level	Int	0	True	True	True	True	False		
Tank3Level	Int	0	False	True	True	True	False		

Global Data Blocks / PLC_1 [CPU 1516-3 PN/DP]





Technology objects

This folder is empty.

Totally Integrated
Automation Portal





Global Data Blocks / PLC_1 [CPU 1516-3 PN/DP]

PLC tags

PLC tags						
Icon	Name	Data type	Address	Visible in HMI engineering	Accessible from HMI/OPC UA/Web API	Comment
	Output1	Int	%MW2	True	True	
	Output2	Int	%MW0	True	True	
	start	Bool	%I0.0	True	True	
	start2	Bool	%I0.1	True	True	

Global Data Blocks / PLC_1 [CPU 1516-3 PN/DP] / PLC tags

Default tag table [54]

PLC tags						
Icon	Name	Data type	Address	Visible in HMI engineering	Accessible from HMI/OPC UA/Web API	Comment
	Output1	Int	%MW2	True	True	
	Output2	Int	%MW0	True	True	
	start	Bool	%I0.0	True	True	
	start2	Bool	%I0.1	True	True	

Totally Integrated
Automation Portal

Global Data Blocks / PLC_1 [CPU 1516-3 PN/DP]

PLC data types

This folder is empty.

Global Data Blocks / PLC_1 [CPU 1516-3 PN/DP] / Watch and force tables

Force table

Name	Address	Display format	Force value	Comment
------	---------	----------------	-------------	---------

Global Data Blocks / PLC_1 [CPU 1516-3 PN/DP]

Traces

Name

Global Data Blocks / PLC_1 [CPU 1516-3 PN/DP] / Traces

Measurements

This folder is empty.

Global Data Blocks / PLC_1 [CPU 1516-3 PN/DP] / Traces

Combined measurements

Name

Global Data Blocks / PLC_1 [CPU 1516-3 PN/DP] / OPC UA communication

Server interfaces

This folder is empty.

Totally Integrated
Automation Portal

Global Data Blocks / PLC_1 [CPU 1516-3 PN/DP] / OPC UA communication

Client interfaces

This folder is empty.

Global Data Blocks / PLC_1 [CPU 1516-3 PN/DP] / PLC supervisions & alarms

Supervisions

This folder is empty.

Global Data Blocks / PLC_1 [CPU 1516-3 PN/DP] / PLC supervisions & alarms



PLC alarms

PLC alarms

No entries

Global Data Blocks / PLC_1 [CPU 1516-3 PN/DP] / PLC supervisions & alarms

System alarms

System alarms			
Name	 SDIAG_ALCAT_SUBMODUL_MSG_0002	Type	PLC alarm
ID	1	Location	PLC_1
Alarm text	Error: @1W%t#7W@ @5W%t#7W@ @6W%t#257K@ / @6W%t#258K@.@6W%t#259K@ @6W%t#262K@ @6W%t#263K@	Info text	Short name: @6W%t#260K@ Order number: @6W%t#265K@
Alarm class	No Acknowledgement	Acknowledgment	False
Information only	True	Priority	0
Report	False	Created by	System diagnostics
Date created	3/14/2023 2:04 PM	Last change	3/14/2023 2:04 PM
Group ID	0	Additional text 1	PLC_1
Additional text 2		Additional text 3	
Additional text 4		Additional text 5	
Additional text 6		Additional text 7	
Additional text 8		Additional text 9	
Name	 SDIAG_ALCAT_MODUL_MSG_0003	Type	PLC alarm
ID	2	Location	PLC_1
Alarm text	Error: @1W%t#7W@ @5W%t#7W@ @6W%t#257K@ / @6W%t#258K@ @6W%t#262K@ @6W%t#263K@	Info text	Short name: @6W%t#260K@ Order number: @6W%t#265K@
Alarm class	No Acknowledgement	Acknowledgment	False
Information only	True	Priority	0
Report	False	Created by	System diagnostics
Date created	3/14/2023 2:04 PM	Last change	3/14/2023 2:04 PM
Group ID	0	Additional text 1	PLC_1
Additional text 2		Additional text 3	
Additional text 4		Additional text 5	
Additional text 6		Additional text 7	
Additional text 8		Additional text 9	
Name	 SDIAG_ALCAT_RACK_MSG_0004	Type	PLC alarm
ID	3	Location	PLC_1
Alarm text	Error: @1W%t#7W@ @5W%t#7W@ @6W%t#257K@ @6W%t#262K@ @6W%t#263K@	Info text	Short name: @6W%t#260K@ Order number: @6W%t#265K@
Alarm class	No Acknowledgement	Acknowledgment	False
Information only	True	Priority	0
Report	False	Created by	System diagnostics
Date created	3/14/2023 2:04 PM	Last change	3/14/2023 2:04 PM
Group ID	0	Additional text 1	PLC_1
Additional text 2		Additional text 3	
Additional text 4		Additional text 5	
Additional text 6		Additional text 7	
Additional text 8		Additional text 9	
Name	 SDIAG_ALCAT_DEVICE_MSG_0005	Type	PLC alarm
ID	4	Location	PLC_1
Alarm text	Error: @1W%t#7W@ @5W%t#7W@ @6W%t#257K@ @6W%t#262K@ @6W%t#263K@ @8W%t#7W@	Info text	Short name: @6W%t#260K@ Order number: @6W%t#265K@
Alarm class	No Acknowledgement	Acknowledgment	False
Information only	True	Priority	0
Report	False	Created by	System diagnostics
Date created	3/14/2023 2:04 PM	Last change	3/14/2023 2:04 PM
Group ID	0	Additional text 1	PLC_1
Additional text 2		Additional text 3	
Additional text 4		Additional text 5	
Additional text 6		Additional text 7	
Additional text 8		Additional text 9	
Name	 SDIAG_ALCAT_IOSYSTEM_MSG_0006	Type	PLC alarm
ID	5	Location	PLC_1
Alarm text	Error: @1W%t#7W@ @5W%t#7W@ @6W%t#276K@ @6W%t#262K@ @6W%t#263K@ @8W%t#7W@	Info text	Short name: @6W%t#260K@ Order number: @6W%t#265K@
Alarm class	No Acknowledgement	Acknowledgment	False
Information only	True	Priority	0
Report	False	Created by	System diagnostics
Date created	3/14/2023 2:04 PM	Last change	3/14/2023 2:04 PM
Group ID	0	Additional text 1	PLC_1
Additional text 2		Additional text 3	
Additional text 4		Additional text 5	
Additional text 6		Additional text 7	
Additional text 8		Additional text 9	
Name	 SDIAG_ALCAT_CPU_OST_MSG_000D	Type	PLC alarm
ID	6	Location	PLC_1
Alarm text	CPU status message: @1W%t#7W@ @5W%t#7W@ @6W%t#257K@ / @6W%t#258K@ @6W%t#262K@ @6W%t#263K@ @8W%t#7W@	Info text	Short name: @6W%t#260K@ Order number: @6W%t#265K@
Alarm class	No Acknowledgement	Acknowledgment	False
Information only	True	Priority	0
Report	False	Created by	System diagnostics
Date created	3/14/2023 2:04 PM	Last change	3/14/2023 2:04 PM
Group ID	0	Additional text 1	PLC_1
Additional text 2		Additional text 3	
Additional text 4		Additional text 5	
Additional text 6		Additional text 7	

Totally Integrated Automation Portal			
Additional text 8		Additional text 9	
Name	 SDIAG_ALCAT_CPU_INFO_MSG_000F	Type	PLC alarm
ID	7	Location	PLC_1
Alarm text	CPU info: @1W%t#7W@ @5W%t#7W@ @6W%t#257K@ / @6W%t#258K@ @6W%t#262K@ @6W%t#263K@ @8W%t#7W@	Info text	Short name: @6W%t#260K@ Order number: @6W%t#265K@
Alarm class	No Acknowledgement	Acknowledgment	False
Information only	True	Priority	0
Report	False	Created by	System diagnostics
Date created	3/14/2023 2:04 PM	Last change	3/14/2023 2:04 PM
Group ID	0	Additional text 1	PLC_1
Additional text 2		Additional text 3	
Additional text 4		Additional text 5	
Additional text 6		Additional text 7	
Additional text 8		Additional text 9	
Name	 SDIAG_ALCAT_CPU_ERR_MSG_0010	Type	PLC alarm
ID	8	Location	PLC_1
Alarm text	CPU error: @1W%t#7W@ @5W%t#7W@ @6W%t#257K@ / @6W%t#258K@ @6W%t#262K@ @6W%t#263K@ @8W%t#7W@	Info text	Short name: @6W%t#260K@ Order number: @6W%t#265K@
Alarm class	No Acknowledgement	Acknowledgment	False
Information only	True	Priority	0
Report	False	Created by	System diagnostics
Date created	3/14/2023 2:04 PM	Last change	3/14/2023 2:04 PM
Group ID	0	Additional text 1	PLC_1
Additional text 2		Additional text 3	
Additional text 4		Additional text 5	
Additional text 6		Additional text 7	
Additional text 8		Additional text 9	
Name	 SDIAG_ALCAT_CPU_MD_MSG_0011	Type	PLC alarm
ID	9	Location	PLC_1
Alarm text	CPU maintenance demanded: @1W%t#7W@ @6W%t#257K@ / @5W%t#7W@ @6W%t#258K@ @6W%t#262K@ @6W%t#263K@ @8W%t#7W@	Info text	Short name: @6W%t#260K@ Order number: @6W%t#265K@
Alarm class	No Acknowledgement	Acknowledgment	False
Information only	True	Priority	0
Report	False	Created by	System diagnostics
Date created	3/14/2023 2:04 PM	Last change	3/14/2023 2:04 PM
Group ID	0	Additional text 1	PLC_1
Additional text 2		Additional text 3	
Additional text 4		Additional text 5	
Additional text 6		Additional text 7	
Additional text 8		Additional text 9	
Name	 SDIAG_ALCAT_CPU_MR_MSG1_0012	Type	PLC alarm
ID	10	Location	PLC_1
Alarm text	CPU maintenance required: @1W%t#7W@ @6W%t#257K@ / @5W%t#7W@ @6W%t#258K@ @6W%t#262K@ @6W%t#263K@ @8W%t#7W@	Info text	Short name: @6W%t#260K@ Order number: @6W%t#265K@
Alarm class	No Acknowledgement	Acknowledgment	False
Information only	True	Priority	0
Report	False	Created by	System diagnostics
Date created	3/14/2023 2:04 PM	Last change	3/14/2023 2:04 PM
Group ID	0	Additional text 1	PLC_1
Additional text 2		Additional text 3	
Additional text 4		Additional text 5	
Additional text 6		Additional text 7	
Additional text 8		Additional text 9	
Name	 SDIAG_ALCAT_CPU_TMPERR_MSG_0013	Type	PLC alarm
ID	11	Location	PLC_1
Alarm text	Temporary CPU error: @1W%t#7W@ @5W%t#7W@ @6W%t#257K@ / @6W%t#258K@ @6W%t#262K@ @6W%t#263K@ @8W%t#7W@	Info text	Short name: @6W%t#260K@ Order number: @6W%t#265K@
Alarm class	No Acknowledgement	Acknowledgment	False
Information only	True	Priority	0
Report	False	Created by	System diagnostics
Date created	3/14/2023 2:04 PM	Last change	3/14/2023 2:04 PM
Group ID	0	Additional text 1	PLC_1
Additional text 2		Additional text 3	
Additional text 4		Additional text 5	
Additional text 6		Additional text 7	
Additional text 8		Additional text 9	
Name	 SDIAG_ALCAT_CH_ERR_MSG_0015	Type	PLC alarm
ID	12	Location	PLC_1
Alarm text	Error: @1W%t#7W@ on @8W%t#280K@ @6W%t#257K@ / @6W%t#258K@ @6W%t#259K@ @6W%t#262K@ @6W%t#263K@	Info text	Short name: @6W%t#260K@ Order number: @6W%t#265K@
Alarm class	No Acknowledgement	Acknowledgment	False
Information only	True	Priority	0
Report	False	Created by	System diagnostics
Date created	3/14/2023 2:04 PM	Last change	3/14/2023 2:04 PM
Group ID	0	Additional text 1	PLC_1
Additional text 2		Additional text 3	
Additional text 4		Additional text 5	
Additional text 6		Additional text 7	
Additional text 8		Additional text 9	

Totally Integrated Automation Portal			
Name	 SDIAG_ALCAT_ECH_ERR_MSG_0016	Type	PLC alarm
ID	13	Location	PLC_1
Alarm text	Error: @1W%t#7W@ - @5W%t#7W@ on @8W%t#280K@ @6W%t#257K@ / @6W%t#258K@.@6W%t#259K@ @6W%t#262K@ @6W%t#263K@	Info text	Short name: @6W%t#260K@ Order number: @6W%t#265K@
Alarm class	No Acknowledgement	Acknowledgment	False
Information only	True	Priority	0
Report	False	Created by	System diagnostics
Date created	3/14/2023 2:04 PM	Last change	3/14/2023 2:04 PM
Group ID	0	Additional text 1	PLC_1
Additional text 2		Additional text 3	
Additional text 4		Additional text 5	
Additional text 6		Additional text 7	
Additional text 8		Additional text 9	
Name	 SDIAG_ALCAT_CH_MD_MSG_0018	Type	PLC alarm
ID	14	Location	PLC_1
Alarm text	Maintenance demanded:@1W%t#7W@ on @8W%t#280K@ @6W%t#257K@ / @6W%t#258K@.@6W%t#259K@ @6W%t#262K@ @6W%t#263K@	Info text	Short name: @6W%t#260K@ Order number: @6W%t#265K@
Alarm class	No Acknowledgement	Acknowledgment	False
Information only	True	Priority	0
Report	False	Created by	System diagnostics
Date created	3/14/2023 2:04 PM	Last change	3/14/2023 2:04 PM
Group ID	0	Additional text 1	PLC_1
Additional text 2		Additional text 3	
Additional text 4		Additional text 5	
Additional text 6		Additional text 7	
Additional text 8		Additional text 9	
Name	 SDIAG_ALCAT_ECH_MD_MSG_0019	Type	PLC alarm
ID	15	Location	PLC_1
Alarm text	Maintenance demanded:@1W%t#7W@ - @5W%t#7W@ on @8W%t#280K@ @6W%t#257K@ / @6W%t#258K@.@6W%t#259K@ @6W%t#262K@ @6W%t#263K@	Info text	Short name: @6W%t#260K@ Order number: @6W%t#265K@
Alarm class	No Acknowledgement	Acknowledgment	False
Information only	True	Priority	0
Report	False	Created by	System diagnostics
Date created	3/14/2023 2:04 PM	Last change	3/14/2023 2:04 PM
Group ID	0	Additional text 1	PLC_1
Additional text 2		Additional text 3	
Additional text 4		Additional text 5	
Additional text 6		Additional text 7	
Additional text 8		Additional text 9	
Name	 SDIAG_ALCAT_CH_MR_MSG_001B	Type	PLC alarm
ID	16	Location	PLC_1
Alarm text	Maintenance required:@1W%t#7W@ on @8W%t#280K@ @6W%t#257K@ / @6W%t#258K@.@6W%t#259K@ @6W%t#262K@ @6W%t#263K@	Info text	Short name: @6W%t#260K@ Order number: @6W%t#265K@
Alarm class	No Acknowledgement	Acknowledgment	False
Information only	True	Priority	0
Report	False	Created by	System diagnostics
Date created	3/14/2023 2:04 PM	Last change	3/14/2023 2:04 PM
Group ID	0	Additional text 1	PLC_1
Additional text 2		Additional text 3	
Additional text 4		Additional text 5	
Additional text 6		Additional text 7	
Additional text 8		Additional text 9	
Name	 SDIAG_ALCAT_ECH_MR_MSG_001C	Type	PLC alarm
ID	17	Location	PLC_1
Alarm text	Maintenance required:@1W%t#7W@ - @5W%t#7W@ on @8W%t#280K@ @6W%t#257K@ / @6W%t#258K@.@6W%t#259K@ @6W%t#262K@ @6W%t#263K@	Info text	Short name: @6W%t#260K@ Order number: @6W%t#265K@
Alarm class	No Acknowledgement	Acknowledgment	False
Information only	True	Priority	0
Report	False	Created by	System diagnostics
Date created	3/14/2023 2:04 PM	Last change	3/14/2023 2:04 PM
Group ID	0	Additional text 1	PLC_1
Additional text 2		Additional text 3	
Additional text 4		Additional text 5	
Additional text 6		Additional text 7	
Additional text 8		Additional text 9	
Name	 SDIAG_ALCAT_SUB_ERR_MSG_001E	Type	PLC alarm
ID	18	Location	PLC_1
Alarm text	Error: @1W%t#7W@ @6W%t#257K@ / @6W%t#258K@.@6W%t#259K@ @6W%t#262K@ @6W%t#263K@	Info text	Short name: @6W%t#260K@ Order number: @6W%t#265K@
Alarm class	No Acknowledgement	Acknowledgment	False
Information only	True	Priority	0
Report	False	Created by	System diagnostics
Date created	3/14/2023 2:04 PM	Last change	3/14/2023 2:04 PM
Group ID	0	Additional text 1	PLC_1
Additional text 2		Additional text 3	
Additional text 4		Additional text 5	
Additional text 6		Additional text 7	
Additional text 8		Additional text 9	

Totally Integrated Automation Portal			
Name	SDIAG_ALCAT_ESUB_ERR_MSG_001F	Type	PLC alarm
ID	19	Location	PLC_1
Alarm text	Error: @1W%t#7W@ - @5W%t#7W@ @6W%t#257K@ / @6W%t#258K@.@6W%t#259K@ @6W%t#262K@ @6W%t#263K@	Info text	Short name: @6W%t#260K@ Order number: @6W%t#265K@
Alarm class	No Acknowledgement	Acknowledgment	False
Information only	True	Priority	0
Report	False	Created by	System diagnostics
Date created	3/14/2023 2:04 PM	Last change	3/14/2023 2:04 PM
Group ID	0	Additional text 1	PLC_1
Additional text 2		Additional text 3	
Additional text 4		Additional text 5	
Additional text 6		Additional text 7	
Additional text 8		Additional text 9	
Name	SDIAG_ALCAT_SUB_MD_MSG_0021	Type	PLC alarm
ID	20	Location	PLC_1
Alarm text	Maintenance demanded: @1W%t#7W@ @6W%t#257K@ / @6W%t#258K@.@6W%t#259K@ @6W%t#262K@ @6W%t#263K@	Info text	Short name: @6W%t#260K@ Order number: @6W%t#265K@
Alarm class	No Acknowledgement	Acknowledgment	False
Information only	True	Priority	0
Report	False	Created by	System diagnostics
Date created	3/14/2023 2:04 PM	Last change	3/14/2023 2:04 PM
Group ID	0	Additional text 1	PLC_1
Additional text 2		Additional text 3	
Additional text 4		Additional text 5	
Additional text 6		Additional text 7	
Additional text 8		Additional text 9	
Name	SDIAG_ALCAT_ESUB_MD_MSG_0022	Type	PLC alarm
ID	21	Location	PLC_1
Alarm text	Maintenance demanded: @1W%t#7W@ - @5W%t#7W@ @6W%t#257K@ / @6W%t#258K@.@6W%t#259K@ @6W%t#262K@ @6W%t#263K@	Info text	Short name: @6W%t#260K@ Order number: @6W%t#265K@
Alarm class	No Acknowledgement	Acknowledgment	False
Information only	True	Priority	0
Report	False	Created by	System diagnostics
Date created	3/14/2023 2:04 PM	Last change	3/14/2023 2:04 PM
Group ID	0	Additional text 1	PLC_1
Additional text 2		Additional text 3	
Additional text 4		Additional text 5	
Additional text 6		Additional text 7	
Additional text 8		Additional text 9	
Name	SDIAG_ALCAT_SUB_MR_MSG_0024	Type	PLC alarm
ID	22	Location	PLC_1
Alarm text	Maintenance required: @1W%t#7W@ @6W%t#257K@ / @6W%t#258K@.@6W%t#259K@ @6W%t#262K@ @6W%t#263K@	Info text	Short name: @6W%t#260K@ Order number: @6W%t#265K@
Alarm class	No Acknowledgement	Acknowledgment	False
Information only	True	Priority	0
Report	False	Created by	System diagnostics
Date created	3/14/2023 2:04 PM	Last change	3/14/2023 2:04 PM
Group ID	0	Additional text 1	PLC_1
Additional text 2		Additional text 3	
Additional text 4		Additional text 5	
Additional text 6		Additional text 7	
Additional text 8		Additional text 9	
Name	SDIAG_ALCAT_ESUB_MR_MSG_0025	Type	PLC alarm
ID	23	Location	PLC_1
Alarm text	Maintenance required: @1W%t#7W@ - @5W%t#7W@ @6W%t#257K@ / @6W%t#258K@.@6W%t#259K@ @6W%t#262K@ @6W%t#263K@	Info text	Short name: @6W%t#260K@ Order number: @6W%t#265K@
Alarm class	No Acknowledgement	Acknowledgment	False
Information only	True	Priority	0
Report	False	Created by	System diagnostics
Date created	3/14/2023 2:04 PM	Last change	3/14/2023 2:04 PM
Group ID	0	Additional text 1	PLC_1
Additional text 2		Additional text 3	
Additional text 4		Additional text 5	
Additional text 6		Additional text 7	
Additional text 8		Additional text 9	
Name	SDIAG_ALCAT_CONFIG_INFO_0028	Type	PLC alarm
ID	24	Location	PLC_1
Alarm text	Info: @1W%t#7W@ - @5W%t#7W@ @6W%t#257K@ @6W%t#262K@ @6W%t#263K@ @8W%t#7W@	Info text	Short name: @6W%t#260K@ Order number: @6W%t#265K@
Alarm class	No Acknowledgement	Acknowledgment	False
Information only	True	Priority	0
Report	False	Created by	System diagnostics
Date created	3/14/2023 2:04 PM	Last change	3/14/2023 2:04 PM
Group ID	0	Additional text 1	PLC_1
Additional text 2		Additional text 3	
Additional text 4		Additional text 5	
Additional text 6		Additional text 7	
Additional text 8		Additional text 9	
Name	SDIAG_ALCAT_CONFIG_REPORT_0029	Type	PLC alarm
ID	25	Location	PLC_1

Totally Integrated Automation Portal			
Alarm text	Info: @1W%t#7W@ - @5W%t#7W@ @6W%t#257K@ / @6W%t#258K@ @6W%t#262K@ @6W%t#263K@	Info text	Short name: @6W%t#260K@ Order number: @6W%t#265K@
Alarm class	No Acknowledgement	Acknowledgment	False
Information only	True	Priority	0
Report	False	Created by	System diagnostics
Date created	3/14/2023 2:04 PM	Last change	3/14/2023 2:04 PM
Group ID	0	Additional text 1	PLC_1
Additional text 2		Additional text 3	
Additional text 4		Additional text 5	
Additional text 6		Additional text 7	
Additional text 8		Additional text 9	
Name	 SDIAG_ALCAT_SECU_EV_MSG_005E	Type	PLC alarm
ID	26	Location	PLC_1
Alarm text	Security event: @1W%t#7W@ @5W%t#7W@ @6W%t#258K@ @6W%t#262K@ @6W%t#263K@ @8W%t#7W@	Info text	Short name: @6W%t#260K@ Order number: @6W%t#265K@
Alarm class	No Acknowledgement	Acknowledgment	False
Information only	True	Priority	0
Report	False	Created by	Security
Date created	3/14/2023 2:04 PM	Last change	3/14/2023 2:04 PM
Group ID	0	Additional text 1	PLC_1
Additional text 2		Additional text 3	
Additional text 4		Additional text 5	
Additional text 6		Additional text 7	
Additional text 8		Additional text 9	
Name	 SDIAG_ALCAT_SECU_EV_INFO_005F	Type	PLC alarm
ID	27	Location	PLC_1
Alarm text	Security information: @1W%t#7W@ @5W%t#7W@ @6W%t#258K@ @6W%t#262K@ @6W%t#263K@ @8W%t#7W@	Info text	Short name: @6W%t#260K@ Order number: @6W%t#265K@
Alarm class	No Acknowledgement	Acknowledgment	False
Information only	True	Priority	0
Report	False	Created by	Security
Date created	3/14/2023 2:04 PM	Last change	3/14/2023 2:04 PM
Group ID	0	Additional text 1	PLC_1
Additional text 2		Additional text 3	
Additional text 4		Additional text 5	
Additional text 6		Additional text 7	
Additional text 8		Additional text 9	
Name	 SDIAG_ALCAT_USER_MSG_0080	Type	PLC alarm
ID	28	Location	PLC_1
Alarm text	User message: @1W%t#2W@	Info text	Short name: @6W%t#260K@ Order number: @6W%t#265K@
Alarm class	No Acknowledgement	Acknowledgment	False
Information only	True	Priority	0
Report	False	Created by	System diagnostics
Date created	3/14/2023 2:04 PM	Last change	3/14/2023 2:04 PM
Group ID	0	Additional text 1	PLC_1
Additional text 2		Additional text 3	
Additional text 4		Additional text 5	
Additional text 6		Additional text 7	
Additional text 8		Additional text 9	
Name	 SDIAG_ALCAT_PLC_MSG_00FF	Type	PLC alarm
ID	29	Location	PLC_1
Alarm text	PLC notification: @1W%t#7W@ @5W%t#7W@ @6W%t#256K@ @6W%t#262K@ @6W%t#263K@	Info text	Short name: @6W%t#260K@ Order number: @6W%t#265K@
Alarm class	No Acknowledgement	Acknowledgment	False
Information only	True	Priority	0
Report	False	Created by	System diagnostics
Date created	3/14/2023 2:04 PM	Last change	3/14/2023 2:04 PM
Group ID	0	Additional text 1	PLC_1
Additional text 2		Additional text 3	
Additional text 4		Additional text 5	
Additional text 6		Additional text 7	
Additional text 8		Additional text 9	
Name	 SDIAG_ALCAT_SUBMODUL_MSG_0102	Type	PLC alarm
ID	30	Location	PLC_1
Alarm text	Error: @1W%t#7W@ @5W%t#7W@ @6W%t#257K@ / @6W%t#258K@ @6W%t#259K@ @6W%t#262K@ @6W%t#263K@	Info text	Short name: @6W%t#260K@ Order number: @6W%t#265K@
Alarm class	No Acknowledgement	Acknowledgment	False
Information only	False	Priority	0
Report	False	Created by	System diagnostics
Date created	3/14/2023 2:04 PM	Last change	3/14/2023 2:04 PM
Group ID	0	Additional text 1	PLC_1
Additional text 2		Additional text 3	
Additional text 4		Additional text 5	
Additional text 6		Additional text 7	
Additional text 8		Additional text 9	
Name	 SDIAG_ALCAT_MODUL_MSG_0103	Type	PLC alarm
ID	31	Location	PLC_1
Alarm text	Error: @1W%t#7W@ @5W%t#7W@ @6W%t#257K@ / @6W%t#258K@ @6W%t#262K@ @6W%t#263K@	Info text	Short name: @6W%t#260K@ Order number: @6W%t#265K@
Alarm class	No Acknowledgement	Acknowledgment	False
Information only	False	Priority	0

Totally Integrated Automation Portal			
Report	False	Created by	System diagnostics
Date created	3/14/2023 2:04 PM	Last change	3/14/2023 2:04 PM
Group ID	0	Additional text 1	PLC_1
Additional text 2		Additional text 3	
Additional text 4		Additional text 5	
Additional text 6		Additional text 7	
Additional text 8		Additional text 9	
Name	 SDIAG_ALCAT_RACK_MSG_0104	Type	PLC alarm
ID	32	Location	PLC_1
Alarm text	Error: @1W%t#7W@ @5W%t#7W@ @6W%t#257K@ @6W%t#262K@ @6W%t#263K@	Info text	Short name: @6W%t#260K@ Order number: @6W%t#265K@
Alarm class	No Acknowledgement	Acknowledgment	False
Information only	False	Priority	0
Report	False	Created by	System diagnostics
Date created	3/14/2023 2:04 PM	Last change	3/14/2023 2:04 PM
Group ID	0	Additional text 1	PLC_1
Additional text 2		Additional text 3	
Additional text 4		Additional text 5	
Additional text 6		Additional text 7	
Additional text 8		Additional text 9	
Name	 SDIAG_ALCAT_DEVICE_MSG_0105	Type	PLC alarm
ID	33	Location	PLC_1
Alarm text	Error: @1W%t#7W@ @5W%t#7W@ @6W%t#257K@ @6W%t#262K@ @6W%t#263K@ @8W%t#7W@	Info text	Short name: @6W%t#260K@ Order number: @6W%t#265K@
Alarm class	No Acknowledgement	Acknowledgment	False
Information only	False	Priority	0
Report	False	Created by	System diagnostics
Date created	3/14/2023 2:04 PM	Last change	3/14/2023 2:04 PM
Group ID	0	Additional text 1	PLC_1
Additional text 2		Additional text 3	
Additional text 4		Additional text 5	
Additional text 6		Additional text 7	
Additional text 8		Additional text 9	
Name	 SDIAG_ALCAT_IOSYSTEM_MSG_0106	Type	PLC alarm
ID	34	Location	PLC_1
Alarm text	Error: @1W%t#7W@ @5W%t#7W@ @6W%t#276K@ @6W%t#262K@ @6W%t#263K@ @8W%t#7W@	Info text	Short name: @6W%t#260K@ Order number: @6W%t#265K@
Alarm class	No Acknowledgement	Acknowledgment	False
Information only	False	Priority	0
Report	False	Created by	System diagnostics
Date created	3/14/2023 2:04 PM	Last change	3/14/2023 2:04 PM
Group ID	0	Additional text 1	PLC_1
Additional text 2		Additional text 3	
Additional text 4		Additional text 5	
Additional text 6		Additional text 7	
Additional text 8		Additional text 9	
Name	 SDIAG_ALCAT_CPU_OST_MSG_010D	Type	PLC alarm
ID	35	Location	PLC_1
Alarm text	CPU status message: @1W%t#7W@ @5W%t#7W@ @6W%t#257K@ / @6W%t#258K@ @6W%t#262K@ @6W%t#263K@ @8W%t#7W@	Info text	Short name: @6W%t#260K@ Order number: @6W%t#265K@
Alarm class	No Acknowledgement	Acknowledgment	False
Information only	False	Priority	0
Report	False	Created by	System diagnostics
Date created	3/14/2023 2:04 PM	Last change	3/14/2023 2:04 PM
Group ID	0	Additional text 1	PLC_1
Additional text 2		Additional text 3	
Additional text 4		Additional text 5	
Additional text 6		Additional text 7	
Additional text 8		Additional text 9	
Name	 SDIAG_ALCAT_CPU_ERR_MSG_0110	Type	PLC alarm
ID	36	Location	PLC_1
Alarm text	CPU error: @1W%t#7W@ @5W%t#7W@ @6W%t#257K@ / @6W%t#258K@ @6W%t#262K@ @6W%t#263K@ @8W%t#7W@	Info text	Short name: @6W%t#260K@ Order number: @6W%t#265K@
Alarm class	No Acknowledgement	Acknowledgment	False
Information only	False	Priority	0
Report	False	Created by	System diagnostics
Date created	3/14/2023 2:04 PM	Last change	3/14/2023 2:04 PM
Group ID	0	Additional text 1	PLC_1
Additional text 2		Additional text 3	
Additional text 4		Additional text 5	
Additional text 6		Additional text 7	
Additional text 8		Additional text 9	
Name	 SDIAG_ALCAT_CPU_MD_MSG_0111	Type	PLC alarm
ID	37	Location	PLC_1
Alarm text	CPU maintenance demanded: @1W%t#7W@ @6W%t#257K@ / @5W%t#7W@ @6W%t#258K@ @6W%t#262K@ @6W%t#263K@ @8W%t#7W@	Info text	Short name: @6W%t#260K@ Order number: @6W%t#265K@
Alarm class	No Acknowledgement	Acknowledgment	False
Information only	False	Priority	0
Report	False	Created by	System diagnostics
Date created	3/14/2023 2:04 PM	Last change	3/14/2023 2:04 PM
Group ID	0	Additional text 1	PLC_1
Additional text 2		Additional text 3	

Totally Integrated Automation Portal			
Additional text 4		Additional text 5	
Additional text 6		Additional text 7	
Additional text 8		Additional text 9	
Name	 SDIAG_ALCAT_CPU_MR_MSG1_0112	Type	PLC alarm
ID	38	Location	PLC_1
Alarm text	CPU maintenance required: @1W%t#7W@ @6W%t#257K@ / @5W%t#7W@ @6W%t#258K@ @6W%t#262K@ @6W%t#263K@ @8W%t#7W@	Info text	Short name: @6W%t#260K@ Order number: @6W%t#265K@
Alarm class	No Acknowledgement	Acknowledgment	False
Information only	False	Priority	0
Report	False	Created by	System diagnostics
Date created	3/14/2023 2:04 PM	Last change	3/14/2023 2:04 PM
Group ID	0	Additional text 1	PLC_1
Additional text 2		Additional text 3	
Additional text 4		Additional text 5	
Additional text 6		Additional text 7	
Additional text 8		Additional text 9	
Name	 SDIAG_ALCAT_CH_ERR_MSG_0115	Type	PLC alarm
ID	39	Location	PLC_1
Alarm text	Error: @1W%t#7W@ on @8W%t#280K@ @6W%t#257K@ / @6W%t#258K@.@6W%t#259K@ @6W%t#262K@ @6W%t#263K@	Info text	Short name: @6W%t#260K@ Order number: @6W%t#265K@
Alarm class	No Acknowledgement	Acknowledgment	False
Information only	False	Priority	0
Report	False	Created by	System diagnostics
Date created	3/14/2023 2:04 PM	Last change	3/14/2023 2:04 PM
Group ID	0	Additional text 1	PLC_1
Additional text 2		Additional text 3	
Additional text 4		Additional text 5	
Additional text 6		Additional text 7	
Additional text 8		Additional text 9	
Name	 SDIAG_ALCAT_ECH_ERR_MSG_0116	Type	PLC alarm
ID	40	Location	PLC_1
Alarm text	Error: @1W%t#7W@ - @5W%t#7W@ on @8W%t#280K@ @6W%t#257K@ / @6W%t#258K@.@6W%t#259K@ @6W%t#262K@ @6W%t#263K@	Info text	Short name: @6W%t#260K@ Order number: @6W%t#265K@
Alarm class	No Acknowledgement	Acknowledgment	False
Information only	False	Priority	0
Report	False	Created by	System diagnostics
Date created	3/14/2023 2:04 PM	Last change	3/14/2023 2:04 PM
Group ID	0	Additional text 1	PLC_1
Additional text 2		Additional text 3	
Additional text 4		Additional text 5	
Additional text 6		Additional text 7	
Additional text 8		Additional text 9	
Name	 SDIAG_ALCAT_CH_MD_MSG_0118	Type	PLC alarm
ID	41	Location	PLC_1
Alarm text	Maintenance demanded:@1W%t#7W@ on @8W%t#280K@ @6W%t#257K@ / @6W%t#258K@.@6W%t#259K@ @6W%t#262K@ @6W%t#263K@	Info text	Short name: @6W%t#260K@ Order number: @6W%t#265K@
Alarm class	No Acknowledgement	Acknowledgment	False
Information only	False	Priority	0
Report	False	Created by	System diagnostics
Date created	3/14/2023 2:04 PM	Last change	3/14/2023 2:04 PM
Group ID	0	Additional text 1	PLC_1
Additional text 2		Additional text 3	
Additional text 4		Additional text 5	
Additional text 6		Additional text 7	
Additional text 8		Additional text 9	
Name	 SDIAG_ALCAT_ECH_MD_MSG_0119	Type	PLC alarm
ID	42	Location	PLC_1
Alarm text	Maintenance demanded:@1W%t#7W@ - @5W%t#7W@ on @8W%t#280K@ @6W%t#257K@ / @6W%t#258K@.@6W%t#259K@ @6W%t#262K@ @6W%t#263K@	Info text	Short name: @6W%t#260K@ Order number: @6W%t#265K@
Alarm class	No Acknowledgement	Acknowledgment	False
Information only	False	Priority	0
Report	False	Created by	System diagnostics
Date created	3/14/2023 2:04 PM	Last change	3/14/2023 2:04 PM
Group ID	0	Additional text 1	PLC_1
Additional text 2		Additional text 3	
Additional text 4		Additional text 5	
Additional text 6		Additional text 7	
Additional text 8		Additional text 9	
Name	 SDIAG_ALCAT_CH_MR_MSG_011B	Type	PLC alarm
ID	43	Location	PLC_1
Alarm text	Maintenance required:@1W%t#7W@ on @8W%t#280K@ @6W%t#257K@ / @6W%t#258K@.@6W%t#259K@ @6W%t#262K@ @6W%t#263K@	Info text	Short name: @6W%t#260K@ Order number: @6W%t#265K@
Alarm class	No Acknowledgement	Acknowledgment	False
Information only	False	Priority	0
Report	False	Created by	System diagnostics
Date created	3/14/2023 2:04 PM	Last change	3/14/2023 2:04 PM
Group ID	0	Additional text 1	PLC_1
Additional text 2		Additional text 3	
Additional text 4		Additional text 5	

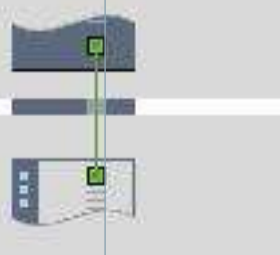
Totally Integrated Automation Portal			
Additional text 6		Additional text 7	
Additional text 8		Additional text 9	
Name	 SDIAG_ALCAT_ECH_MR_MSG_011C	Type	PLC alarm
ID	44	Location	PLC_1
Alarm text	Maintenance required: @1W%t#7W@ - @5W%t#7W@ on @8W%t#280K@ @6W%t#257K@ / @6W%t#258K@.@6W%t#259K@ @6W%t#262K@ @6W%t#263K@	Info text	Short name: @6W%t#260K@ Order number: @6W%t#265K@
Alarm class	No Acknowledgement	Acknowledgment	False
Information only	False	Priority	0
Report	False	Created by	System diagnostics
Date created	3/14/2023 2:04 PM	Last change	3/14/2023 2:04 PM
Group ID	0	Additional text 1	PLC_1
Additional text 2		Additional text 3	
Additional text 4		Additional text 5	
Additional text 6		Additional text 7	
Additional text 8		Additional text 9	
Name	 SDIAG_ALCAT_SUB_ERR_MSG_011E	Type	PLC alarm
ID	45	Location	PLC_1
Alarm text	Error: @1W%t#7W@ @6W%t#257K@ / @6W%t#258K@.@6W%t#259K@ @6W%t#262K@ @6W%t#263K@	Info text	Short name: @6W%t#260K@ Order number: @6W%t#265K@
Alarm class	No Acknowledgement	Acknowledgment	False
Information only	False	Priority	0
Report	False	Created by	System diagnostics
Date created	3/14/2023 2:04 PM	Last change	3/14/2023 2:04 PM
Group ID	0	Additional text 1	PLC_1
Additional text 2		Additional text 3	
Additional text 4		Additional text 5	
Additional text 6		Additional text 7	
Additional text 8		Additional text 9	
Name	 SDIAG_ALCAT_ESUB_ERR_MSG_011F	Type	PLC alarm
ID	46	Location	PLC_1
Alarm text	Error: @1W%t#7W@ - @5W%t#7W@ @6W%t#257K@ / @6W%t#258K@.@6W%t#259K@ @6W%t#262K@ @6W%t#263K@	Info text	Short name: @6W%t#260K@ Order number: @6W%t#265K@
Alarm class	No Acknowledgement	Acknowledgment	False
Information only	False	Priority	0
Report	False	Created by	System diagnostics
Date created	3/14/2023 2:04 PM	Last change	3/14/2023 2:04 PM
Group ID	0	Additional text 1	PLC_1
Additional text 2		Additional text 3	
Additional text 4		Additional text 5	
Additional text 6		Additional text 7	
Additional text 8		Additional text 9	
Name	 SDIAG_ALCAT_SUB_MD_MSG_0121	Type	PLC alarm
ID	47	Location	PLC_1
Alarm text	Maintenance demanded: @1W%t#7W@ @6W%t#257K@ / @6W%t#258K@.@6W%t#259K@ @6W%t#262K@ @6W%t#263K@	Info text	Short name: @6W%t#260K@ Order number: @6W%t#265K@
Alarm class	No Acknowledgement	Acknowledgment	False
Information only	False	Priority	0
Report	False	Created by	System diagnostics
Date created	3/14/2023 2:04 PM	Last change	3/14/2023 2:04 PM
Group ID	0	Additional text 1	PLC_1
Additional text 2		Additional text 3	
Additional text 4		Additional text 5	
Additional text 6		Additional text 7	
Additional text 8		Additional text 9	
Name	 SDIAG_ALCAT_ESUB_MD_MSG_0122	Type	PLC alarm
ID	48	Location	PLC_1
Alarm text	Maintenance demanded: @1W%t#7W@ - @5W%t#7W@ @6W%t#257K@ / @6W%t#258K@.@6W%t#259K@ @6W%t#262K@ @6W%t#263K@	Info text	Short name: @6W%t#260K@ Order number: @6W%t#265K@
Alarm class	No Acknowledgement	Acknowledgment	False
Information only	False	Priority	0
Report	False	Created by	System diagnostics
Date created	3/14/2023 2:04 PM	Last change	3/14/2023 2:04 PM
Group ID	0	Additional text 1	PLC_1
Additional text 2		Additional text 3	
Additional text 4		Additional text 5	
Additional text 6		Additional text 7	
Additional text 8		Additional text 9	
Name	 SDIAG_ALCAT_SUB_MR_MSG_0124	Type	PLC alarm
ID	49	Location	PLC_1
Alarm text	Maintenance required: @1W%t#7W@ @6W%t#257K@ / @6W%t#258K@.@6W%t#259K@ @6W%t#262K@ @6W%t#263K@	Info text	Short name: @6W%t#260K@ Order number: @6W%t#265K@
Alarm class	No Acknowledgement	Acknowledgment	False
Information only	False	Priority	0
Report	False	Created by	System diagnostics
Date created	3/14/2023 2:04 PM	Last change	3/14/2023 2:04 PM
Group ID	0	Additional text 1	PLC_1
Additional text 2		Additional text 3	
Additional text 4		Additional text 5	
Additional text 6		Additional text 7	



Totally Integrated Automation Portal			
Additional text 8		Additional text 9	
Name	 SDIAG_ALCAT_ESUB_MR_MSG_0125	Type	PLC alarm
ID	50	Location	PLC_1
Alarm text	Maintenance required: @1W%t#7W@ - @5W%t#7W@ @6W%t#257K@ / @6W%t#258K@.@6W%t#259K@ @6W%t#262K@ @6W%t#263K@	Info text	Short name: @6W%t#260K@ Order number: @6W%t#265K@
Alarm class	No Acknowledgement	Acknowledgment	False
Information only	False	Priority	0
Report	False	Created by	System diagnostics
Date created	3/14/2023 2:04 PM	Last change	3/14/2023 2:04 PM
Group ID	0	Additional text 1	PLC_1
Additional text 2		Additional text 3	
Additional text 4		Additional text 5	
Additional text 6		Additional text 7	
Additional text 8		Additional text 9	
Name	 SDIAG_ALCAT_CONFIG_INFO_0128	Type	PLC alarm
ID	51	Location	PLC_1
Alarm text	Info: @1W%t#7W@ - @5W%t#7W@ @6W%t#257K@ @6W%t#262K@ @6W%t#263K@ @8W%t#7W@	Info text	Short name: @6W%t#260K@ Order number: @6W%t#265K@
Alarm class	No Acknowledgement	Acknowledgment	False
Information only	False	Priority	0
Report	False	Created by	System diagnostics
Date created	3/14/2023 2:04 PM	Last change	3/14/2023 2:04 PM
Group ID	0	Additional text 1	PLC_1
Additional text 2		Additional text 3	
Additional text 4		Additional text 5	
Additional text 6		Additional text 7	
Additional text 8		Additional text 9	
Name	 SDIAG_ALCAT_PLC_MSG_01FF	Type	PLC alarm
ID	52	Location	PLC_1
Alarm text	PLC notification: @1W%t#7W@ @5W%t#7W@ @6W%t#256K@ @6W%t#262K@ @6W%t#263K@	Info text	Short name: @6W%t#260K@ Order number: @6W%t#265K@
Alarm class	No Acknowledgement	Acknowledgment	False
Information only	False	Priority	0
Report	False	Created by	System diagnostics
Date created	3/14/2023 2:04 PM	Last change	3/14/2023 2:04 PM
Group ID	0	Additional text 1	PLC_1
Additional text 2		Additional text 3	
Additional text 4		Additional text 5	
Additional text 6		Additional text 7	
Additional text 8		Additional text 9	

Global Data Blocks / PLC_1 [CPU 1516-3 PN/DP]

PLC alarm text lists

This folder is empty.

Totally Integrated Automation Portal					
Global Data Blocks / PLC_1 [CPU 1516-3 PN/DP] / Local modules					
PLC_1 [CPU 1516-3 PN/DP]					
PLC_1					
General\Project information					
Name	PLC_1	Author	Mmuhamed	Comment	
Rack	0	Slot	1		
General\Catalog information					
Short designation	CPU 1516-3 PN/DP	Description	CPU with display; work memory 1 MB code and 5 MB data; 10 ns bit operation time; 4-stage protection concept, technology functions: motion control, closed-loop control, counting and measuring; tracing; Runtime options; isochronous mode (central); for all PROFINET interfaces: transport protocol TCP/IP, secure Open User Communication, S7 communication, S7 routing, IP forwarding, Web server, DNS client, OPC UA: Server DA, Client DA, methods, companion specifications; 1st interface: PROFINET IO controller, supports RT/IRT, performance upgrade PROFINET V2.3, 2 ports, I-Device, MRP, MRPD, isochronous mode; 2nd interface: PROFINET IO controller, supports RT, I-Device; 3rd interface: PROFIBUS DP Master, S7 communication, isochronous mode, S7 routing; firmware V2.8	Article number	6ES7 516-3AN02-0AB0
Firmware version	V2.8				
General\Identification & Maintenance					
Plant designation		Location identifier		Installation date	2023-03-14 11:18:05.386
Additional information					
General\Checksums					
Text lists	FA 70 E8 75 1D 5A 8E 29	Software	FE 42 E8 96 5D 16 AF 37		
PROFINET interface [X1]\General					
Name	PROFINET interface_1	Author	Mmuhamed	Comment	
PROFINET interface [X1]\Ethernet addresses\Interface networked with					
Subnet:	Not connected				
PROFINET interface [X1]\Ethernet addresses\IP protocol					
IP configuration	Set IP address in the project	IP address:	192.168.0.1	Subnet mask:	255.255.255.0
Use router	False				
PROFINET interface [X1]\Ethernet addresses\PROFINET					
PROFINET device name is set directly at the device	False	Generate PROFINET device name automatically	True	PROFINET device name:	plc_1.profinet interface_1
Converted name:	plcxb1.profinetxainterfacexb1036c	Device number:	0		
PROFINET interface [X1]\Time-of-day synchronization\NTP mode					
Note	Time synchronization for all PROFINET interfaces take place within the settings for time synchronization of the PROFINET interface [X1].	Enable time synchronization via NTP server	False		IP addresses
Server 1	0.0.0.0	Server 2	0.0.0.0	Server 3	0.0.0.0
Server 4	0.0.0.0	Update interval	10s		
PROFINET interface [X1]\Operating mode					
IO controller	True	IO system		Device number	0
IO device	False				
PROFINET interface [X1]\Advanced options\Interface options					
Call the user program if communication errors occur	False	Support device replacement without exchangeable medium	True	Permit overwriting of device names of all assigned IO devices	False
Limit data infeed into the network	True	Use IEC V2.2 LLDP mode	False	Keep-Alive connection monitoring:	30s
PROFINET interface [X1]\Advanced options\Real time settings\IO communication					
Send clock:	1.000ms				
PROFINET interface [X1]\Advanced options\Real time settings\Synchronization					
RT class:	RT,IRT				
PROFINET interface [X1]\Advanced options\Real time settings\Real time options					
Calculated bandwidth for cyclic IO data:	0.000ms	Calculated bandwidth for cyclic IO data:	0.000%		
PROFINET interface [X1]\Advanced options\Port [X1 P1 R]\General					
Name	Port_1	Author	Mmuhamed	Comment	
PROFINET interface [X1]\Advanced options\Port [X1 P1 R]\Port interconnection\Local port:					
Local port:	PLC_1\PROFINET interface_1 [X1]\Port_1 [X1 P1 R]	Medium:	Copper	Cable name:	---
					

Totally Integrated Automation Portal					
PROFINET interface [X1]\Advanced options\Port [X1 P1 R]\Port interconnection\Partner port:					
Monitoring of partner port is not possible		Alternative partners	False	Partner port:	Any partner
PROFINET interface [X1]\Advanced options\Port [X1 P1 R]\Port options\Activate					
Activate this port for use	True				
PROFINET interface [X1]\Advanced options\Port [X1 P1 R]\Port options\Connection					
Transmission rate / duplex:	Automatic	Monitor	False	Enable autonegotiation	True
PROFINET interface [X1]\Advanced options\Port [X1 P1 R]\Port options\Boundaries					
End of detection of accessible devices	False	End of topology discovery	False	End of the sync domain	False
PROFINET interface [X1]\Advanced options\Port [X1 P2 R]\General					
Name	Port_2	Author	Mmuhammed	Comment	
PROFINET interface [X1]\Advanced options\Port [X1 P2 R]\Port interconnection\Local port:					
Local port:	PLC_1\PROFINET interface_1 [X1]\Port_2 [X1 P2 R]	Medium:	Copper	Cable name:	---
					
PROFINET interface [X1]\Advanced options\Port [X1 P2 R]\Port interconnection\Partner port:					
Monitoring of partner port is not possible		Alternative partners	False	Partner port:	Any partner
PROFINET interface [X1]\Advanced options\Port [X1 P2 R]\Port options\Activate					
Activate this port for use	True				
PROFINET interface [X1]\Advanced options\Port [X1 P2 R]\Port options\Connection					
Transmission rate / duplex:	Automatic	Monitor	False	Enable autonegotiation	True
PROFINET interface [X1]\Advanced options\Port [X1 P2 R]\Port options\Boundaries					
End of detection of accessible devices	False	End of topology discovery	False	End of the sync domain	False
PROFINET interface [X1]\Web server access					
Note	The Web server must also be activated in the properties of the PLC.	Enable Web server via IP address of this interface	False		
PROFINET interface [X2]\General					
Name	PROFINET interface_2	Author	Mmuhammed	Comment	
PROFINET interface [X2]\Ethernet addresses\Interface networked with					
Subnet:	Not connected				
PROFINET interface [X2]\Ethernet addresses\IP protocol					
IP configuration	Set IP address in the project	IP address:	192.168.1.1	Subnet mask:	255.255.255.0
Use router	False				
PROFINET interface [X2]\Ethernet addresses\PROFINET					
PROFINET device name is set directly at the device	False	Generate PROFINET device name automatically	True	PROFINET device name:	plc_1.profinet interface_2
Converted name:	plcxb1.profinetxainterfacexb2022c	Device number:	0		
PROFINET interface [X2]\Time-of-day synchronization\NTP mode					
Note	Time synchronization for all PROFINET interfaces take place within the settings for time synchronization of the PROFINET interface [X1].	Enable time synchronization via NTP server	False	IP addresses	
Server 1	0.0.0.0	Server 2	0.0.0.0	Server 3	0.0.0.0
Server 4	0.0.0.0	Update interval	10s		
PROFINET interface [X2]\Operating mode					
IO controller	True	IO system		Device number	0
IO device	False				
PROFINET interface [X2]\Advanced options\Interface options					
Call the user program if communication errors occur	False	Support device replacement without exchangeable medium	True	Permit overwriting of device names of all assigned IO devices	False
Limit data infeed into the network	False	Use IEC V2.2 LLDP mode	False	Keep-Alive connection monitoring:	30s
PROFINET interface [X2]\Advanced options\Real time settings\IO communication					
Send clock:	1.000ms				
PROFINET interface [X2]\Advanced options\Real time settings\Real time options					
Calculated bandwidth for cyclic IO data:	0.000ms	Calculated bandwidth for cyclic IO data:	0.000%		
PROFINET interface [X2]\Advanced options\Port [X2 P1]\General					
Name	Port_1	Author	Mmuhammed	Comment	
PROFINET interface [X2]\Advanced options\Port [X2 P1]\Port interconnection\Local port:					
Local port:	PLC_1\PROFINET interface_2 [X2]\Port_1 [X2 P1]	Medium:	Copper	Cable name:	---
					

Totally Integrated Automation Portal						
PROFINET interface [X2]\Advanced options\Port [X2 P1]\Port interconnection\Partner port:						
	Monitoring of partner port is not possible	Alternative partners	False	Partner port:	Any partner	
PROFINET interface [X2]\Advanced options\Port [X2 P1]\Port options\Activate						
Activate this port for use	True					
PROFINET interface [X2]\Advanced options\Port [X2 P1]\Port options\Connection						
Transmission rate / duplex:	Automatic	Monitor	False	Enable autonegotiation	True	
PROFINET interface [X2]\Advanced options\Port [X2 P1]\Port options\Boundaries						
End of detection of accessible devices	False	End of topology discovery	False	End of the sync domain	False	
PROFINET interface [X2]\Web server access						
Note	The Web server must also be activated in the properties of the PLC.		Enable Web server via IP address of this interface	False		
DP interface [X3]\General						
Name	DP interface_1	Author	Mmuhamed	Comment		
DP interface [X3]\PROFIBUS address\Interface networked with						
Subnet:	Not networked					
DP interface [X3]\PROFIBUS address\Parameters						
Address:	2	Highest address:		Transmission speed:		
DP interface [X3]\Operating mode\						
Operating mode	DP master	DP master system:	Not created			
DP interface [X3]\Time-of-day synchronization\SIMATIC mode						
Synchronization type	None	Time interval	None			
DP interface [X3]\SYNC/FREEZE\						
Group	SYNC	FREEZE	Comment			
1	True	True				
2	True	True				
3	True	True				
4	True	True				
5	True	True				
6	True	True				
7	True	True				
8	True	True				
Startup						
Startup after POWER ON	Warm restart - Operating mode before POWER OFF	Comparison preset to actual configuration	Startup CPU even if mismatch	Configuration time	60000ms	
Cycle						
Maximum cycle time	150ms			Enable minimum cycle time for cyclic OBs	True	
Minimum cycle time	1ms					
Communication load						
Cycle load due to communication	50%					
System and clock memory\System memory bits						
Enable the use of system memory byte	False	Address of system memory byte (MBx)	1	First cycle		
Diagnostic status changed		Always 1 (high)		Always 0 (low)		
System and clock memory\Clock memory bits						
Enable the use of clock memory byte	False	Address of clock memory byte (MBx)	0	10 Hz clock		
5 Hz clock		2.5 Hz clock		2 Hz clock		
1.25 Hz clock		1 Hz clock		0.625 Hz clock		
0.5 Hz clock						
SIMATIC Memory Card\Diagnostics						
Aging of the SIMATIC memory card	False	Threshold value	80%			
System diagnostics\General						
Activate system diagnostics for this device	True	Report network faults as maintenance instead of fault	False			
PLC alarms\General						
Central alarm management in the PLC	True					
Web server\General						
Activate web server on this module	False	Permit access only with HTTPS	True			
Web server\Automatic update						
Enable automatic update	True	Update interval	0s			
Web server\User management						
User name				User rights		
Everybody						
Web server\User-defined web pages						
Application name	HTML source path	Default HTML page	Files with dynamic content	Web DB number	Fragment DB number	
		index.htm	.htm;.html	333	334	
Web server\Overview of interfaces						
Device	Interface		Enabled web server access			
PLC_1	PROFINET interface_1		False			
PLC_1	PROFINET interface_2		False			
Display\General\Display standby mode						
Time to standby mode	30 minutes					

Totally Integrated Automation Portal					
Display\General\Energy saving mode					
Time to energy saving mode	15 minutes				
Display\General\Display language					
Default language on display	English				
Display\Automatic update					
Time to update	5 seconds				
Display>Password\Display protection					
Enable write access	True	Enable display protection	False		
Display\User-defined logo					
User logo activated	False	Adapt logo	False	Resolution	240x260
Company logo	---				
User interface languages					
Assign project language			User interface languages		
English (United States)		German			
English (United States)		English			
English (United States)		French			
English (United States)		Spanish			
English (United States)		Italian			
English (United States)		Japanese			
English (United States)		Chinese (simplified)			
English (United States)		Korean			
English (United States)		Russian			
English (United States)		Turkish			
English (United States)		Portuguese (Brazil)			
Time of day\Local time					
Time zone	(UTC) Dublin, Edinburgh, Lisbon, London				
Time of day\Daylight saving time					
Activate daylight saving time	True	Difference between standard and daylight saving time	60mins		
Time of day\Daylight saving time\Start of daylight saving time					
Selection of the week	Last	Selection of the weekday	Sunday	of	March
at	01:00 a.m.				
Time of day\Daylight saving time\Start of standard time					
Selection of the week	Last	Selection of the weekday	Sunday	of	October
at	02:00 a.m.				
Protection					
Level of protection	Full access (no protection)				
Protection\Connection mechanisms					
Permit access with PUT/GET communication from remote partner	False				
Protection\Security event					
Summarize security events in case of high message volume	True	Length of an interval	20	Unit	seconds
OPC UA\Accessibility of the server					
Activate OPC UA server	False				
System power supply\General					
General	Connection to supply voltage L+				
System power supply\Power segment overview					
Module	Slot	Supply/consumption			
PLC_1	1	12.00W			
DI 16x24VDC BA_1	2	-1.05W			
	Summary	10.95W			
Advanced configuration\DNS configuration					
No DNS server address is configured.					
Advanced configuration\IP Forwarding\Configuration IPv4 Forwarding					
Enable IPv4 forwarding for interfaces of this PLC	False				
Advanced configuration\Configuration control\Configuration control for central configuration					
Allow reconfiguration of device via the user program	False				

Totally Integrated Automation Portal											
Connection resources\											
		Station resources - Reserved - Maximum		Station resources - Reserved - Configured		Station resources - Dynamic - Configured		Module resources - PLC_1 [CPU 1516-3 PN/DP] - Configured			
Maximum number of resources:		Maximum		Configured		Configured		Configured			
PG communication:		4		-		-		-			
HMI communication:		4		0		0		0			
S7 communication:		0		-		0		0			
Open user communication:		0		-		0		0			
Web communication:		2		-		-		-			
OPC UA client/server communication:		0		-		-		-			
Other communication:		-		-		0		0			
Total resources used:				0		0		0			
Available resources:				10		118		128			
Overview of addresses\Overview of addresses\Overview of addresses											
Inputs		True		Outputs		True		Address gaps		False	
Slot		True									
Type	Addr. from	Addr. to	Module	PIP	OB	Device name	Device number	Size	Master / IO system	Rack	Slot
I	0	1	DI 16x24VDC BA_1	Automatic update	-	PLC_1 [CPU 1516-3 PN/DP]	-	2 Bytes	-	0	2
Runtime licenses\OPC UA\Runtime licenses											
Type of required license		None		Type of purchased license		No license					
Runtime licenses\ProDiag\Supervisions											
Number of used supervisions		0									
Runtime licenses\ProDiag\Runtime licenses											
Number of required licenses		None (<= 25 supervisions)		Used ProDiag licenses		No license					
Runtime licenses\Energy Suite\Energy objects											
Number of configured energy objects		0									
Runtime licenses\Energy Suite\Runtime licenses											
Total number of licensed energy objects		0									
Runtime licenses\Energy Suite\Runtime licenses\Number of purchased licenses											
License type '5 energy objects'		No license		License type '10 energy objects'		No license					

Totally Integrated Automation Portal					
Global Data Blocks / PLC_1 [CPU 1516-3 PN/DP] / Local modules DI 16x24VDC BA_1					
DI 16x24VDC BA_1					
General\Project information					
Name	DI 16x24VDC BA_1	Author	Mmuhaled	Comment	
Rack	0	Slot	2		
General\Catalog information					
Short designation	DI 16x24VDC BA	Description	Digital input module DI16 x 24VDC; grouping 16; input delay 3.2ms; input type 3 (IEC 61131)	Article number	6ES7 521-1BH10-0AA0
Firmware version	V1.1				
General\Identification & Maintenance					
Plant designation		Location identifier		Installation date	2023-03-14 12:25:41.951
Additional information					
Module parameters\General\Startup					
Comparison preset to actual module	From CPU				
Module parameters\DI Configuration\Configuration of submodules					
Module distribution	None				
Module parameters\DI Configuration\Value status (Quality Information)					
Value status	False				
Module parameters\DI Configuration\Copy of module for Shared Device (MSI)					
Copy of module:	None				
Input 0 - 15\General					
Name	DI 16x24VDC BA_1	Comment			
Input 0 - 15\Inputs\General\Module failure					
Input values with module failure	Input value 0				
Input 0 - 15\I/O addresses\Input addresses					
Start address	0.0	End address	1.7	Organization block	0
Process image	0				

Totally Integrated
Automation Portal

Global Data Blocks

Ungrouped devices

This folder is empty.

Global Data Blocks

Security settings

This folder is empty.

Global Data Blocks / Cross-device functions / Project traces

Measurements

This folder is empty.

Global Data Blocks / Common data

Alarm classes

Alarm classes			
Name	Display name	Acknowledgment	Priority
Acknowledgement	A	True	0
No Acknowledgement	NA	False	0

Global Data Blocks / Common data

Logs

This folder is empty.

Totally Integrated Automation Portal									
<p>Global Data Blocks / Languages & resources</p> <p>Project languages</p> <table border="1"><tr><td data-bbox="136 341 2053 379">Languages</td></tr><tr><td data-bbox="136 379 2053 418">Reference language</td></tr><tr><td data-bbox="136 418 2053 457">English (United States)</td></tr><tr><td data-bbox="136 457 2053 495">Editing language</td></tr><tr><td data-bbox="136 495 2053 534">English (United States)</td></tr><tr><td data-bbox="136 534 2053 572">Other project languages</td></tr><tr><td data-bbox="136 572 2053 611">Empty</td></tr></table>			Languages	Reference language	English (United States)	Editing language	English (United States)	Other project languages	Empty
Languages									
Reference language									
English (United States)									
Editing language									
English (United States)									
Other project languages									
Empty									

Global Data Blocks / Languages & resources / Project texts

Project texts

Project texts		
English (United States)	Category	Reference
"Main Program Sweep (Cycle)"	Block comment	Global Data Blocks\PLC_1 [CPU 1516-3 PN/DP]\Program blocks\Main [OB1]\Block title
A	Alarm class text	Global Data Blocks\Acknowledgement\AlarmClassData_IDisplayNaming_DisplayName
A	Alarm class text	Global Data Blocks\Acknowledgement\ShortName
NA	Alarm class text	Global Data Blocks\No Acknowledgement\AlarmClassData_IDisplayNaming_DisplayName
NA	Alarm class text	Global Data Blocks\No Acknowledgement\ShortName